



E-candidat User Guide

Last update: 08/01/2025

Your contact: admission@ec-nantes.fr

E-Candidat is the online application platform for all Centrale Nantes Study Programmes open to international students.

This application platform will let you:

- Fill in your application file.
- Upload your supporting documents.
- Follow your application's progress.
- Confirm or withdraw your application in case of admission.



If you do not receive any email from eCandidat (no-reply.ecandidat@ec-nantes.fr), please check your spam folder.

E-Candidat user guide contents

1. [Create your eCandidat account](#)
2. [Fill in your personal information](#)
3. [Apply for a training programme](#)
4. [Submit your application documents](#)
5. [Confirm your admission](#)

1. Create your eCandidat account

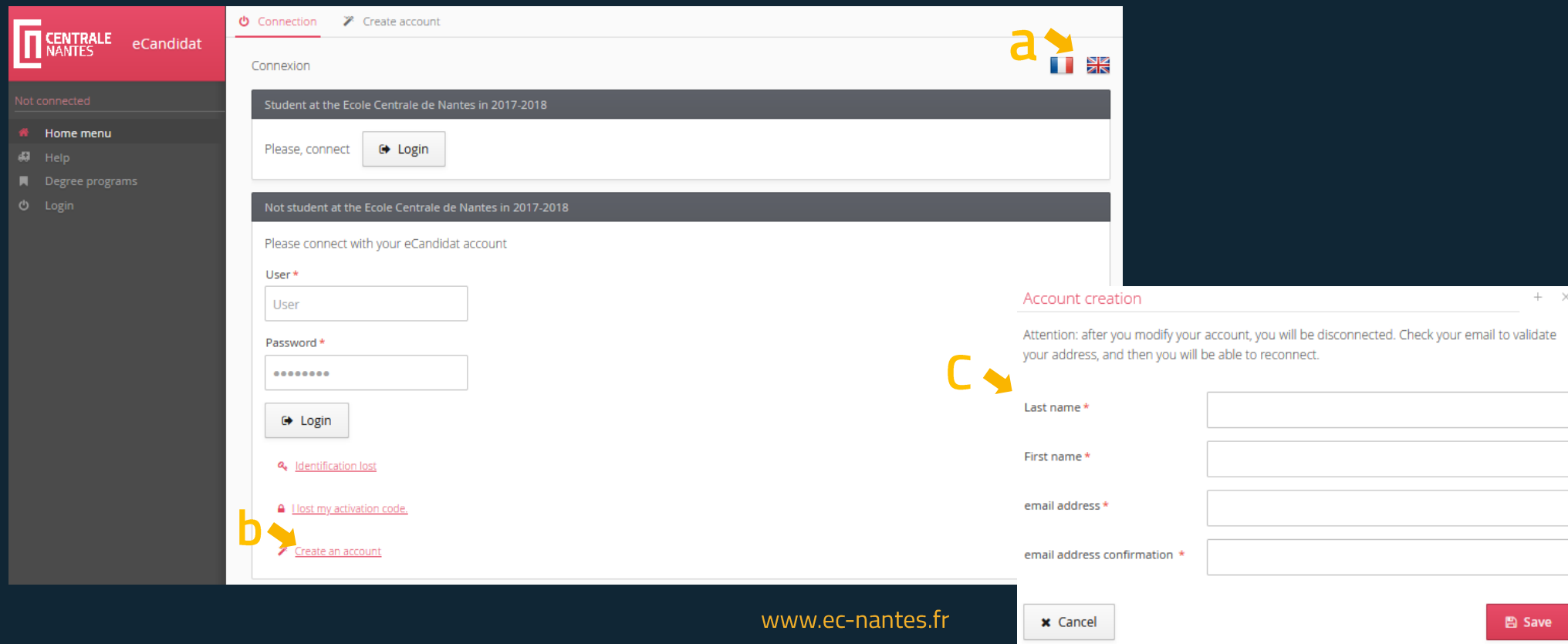
a) Choose your preferred language by clicking on the appropriate flag (FR or EN).

b) Click on “Create an account”.

c) Indicate your name and email address, then click on .

d) You will receive an email with the subject “eCandidat account creation” from no-reply.ecandidat@ec-nantes.fr with your eCandidat credentials (login and password). Use the link provided to activate your account.

You have 5 days to activate your account following the reception of this email.



The screenshot displays the eCandidat web interface. On the left is a navigation menu with 'Home menu', 'Help', 'Degree programs', and 'Login'. The main content area is titled 'Connexion' and offers two paths: one for current students and another for non-students. The non-student path includes input fields for 'User' and 'Password', and a 'Login' button. A 'Create an account' link is located at the bottom of this section. An 'Account creation' modal window is overlaid on the right, containing a warning about account changes and a form with fields for 'Last name', 'First name', 'email address', and 'email address confirmation'. A 'Save' button is at the bottom right of the modal. Yellow arrows labeled 'a', 'b', and 'c' indicate the steps: 'a' points to the language flags (FR and EN), 'b' points to the 'Create an account' link, and 'c' points to the 'Save' button in the modal.

2.Fill in your personal information

a) Enter your eCandidat identifiers on the connexion screen.

b) Once connected, you access your personal account.

c) When you log on to your account for the first time, the first step is to fill in the sections in "My account" menu with your personal information.

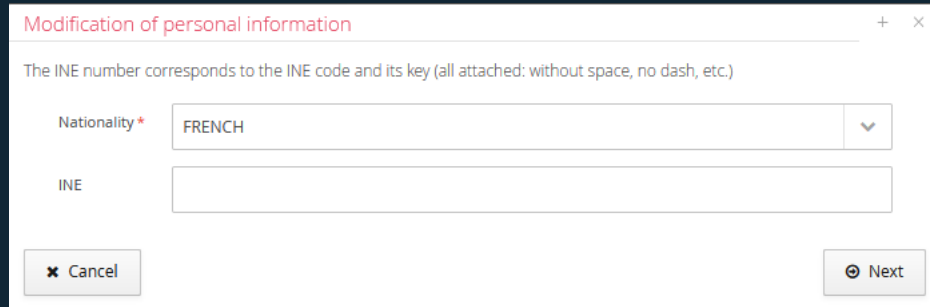
The screenshot displays the eCandidat user interface. On the left is a dark sidebar menu with the following items: Home menu, Help, Degree programs, Logout, My account (expanded), Perso. information, Address, High school diploma, Local studies, Non-local Studies, Internships, Work experience, and Applications. The main content area shows a welcome message for 'TEST1 LESLIE TEST1 CUBIZOLLES' and a list of options from the 'My account' menu. A separate 'My account' menu is overlaid on the main content, with yellow arrows pointing to the following items: 1. Perso. information, 2. Address, 3. High school diploma, 4. Local studies, 5. Non-local Studies, 6. Internships, 7. Work experience, and 8. Applications.

1,2,3,8 need to be filled out.
You don't need to fill out 4,5,6,7.

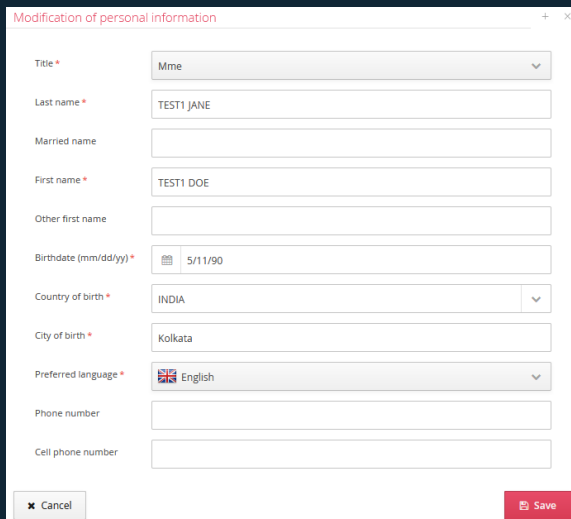
1 Personal Information

Click on  then on 

The following box appears, choose your nationality from the drop-down menu and click on "Next":



Nb: You **do not need** to enter anything in the "INE" field, this field applies to students who carried out their education in the French system. Then the following menu appears:



← Here select « Mme » for female applicant and « M. » for male applicant

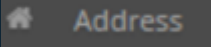
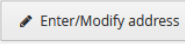
← Be careful with the birthdate format: mm/dd/yy

← Pick English or French as preferred language

After filling out the mandatory fields (marked by a *), click on .

Choose your nationality and click on "Next" to complete the boxes and then "Save".

2 Address

Next step is to click on  in the left menu, then .



Country * INDIA

Foreign town * Kolkata

Address * rue du Fresche Blanc

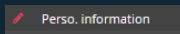
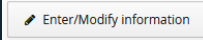
Additional address 1

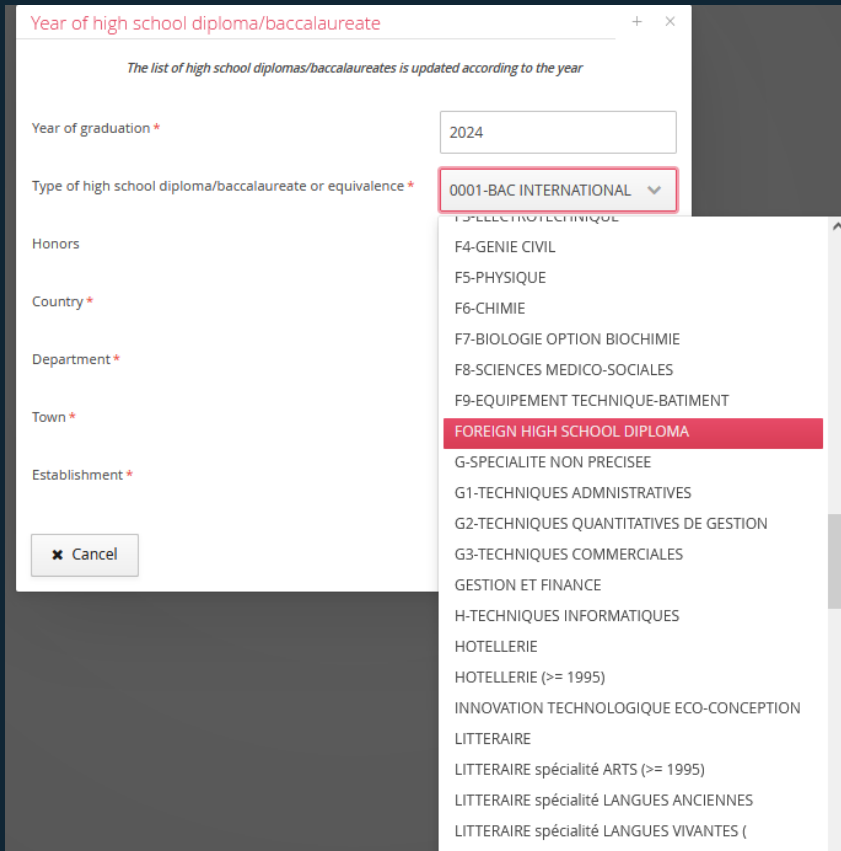
Additional address 2

Cancel Save

Fill out all mandatory fields and click on .

3 High school Diploma

Next step is to click on  in the right menu, then on .



Year of high school diploma/baccalaureate

The list of high school diplomas/baccalaureates is updated according to the year

Year of graduation * 2024

Type of high school diploma/baccalaureate or equivalence * 0001-BAC INTERNATIONAL

Honors

Country *

Department *

Town *

Establishment *


Cancel

FOREIGN HIGH SCHOOL DIPLOMA

F4-GENIE CIVIL
F5-PHYSIQUE
F6-CHIMIE
F7-BIOLOGIE OPTION BIOCHIMIE
F8-SCIENCES MEDICO-SOCIALES
F9-EQUIPEMENT TECHNIQUE-BATIMENT
G-SPECIALITE NON PRECISEE
G1-TECHNIQUES ADMINISTRATIVES
G2-TECHNIQUES QUANTITATIVES DE GESTION
G3-TECHNIQUES COMMERCIALES
GESTION ET FINANCE
H-TECHNIQUES INFORMATIQUES
HOTELLERIE
HOTELLERIE (>= 1995)
INNOVATION TECHNOLOGIQUE ECO-CONCEPTION
LITTERAIRE
LITTERAIRE spécialité ARTS (>= 1995)
LITTERAIRE spécialité LANGUES ANCIENNES
LITTERAIRE spécialité LANGUES VIVANTES (

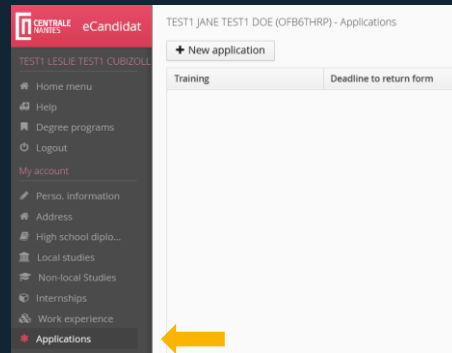
← If you apply in 2024 it is **not possible to enter "2025"** here, therefore you can by default write « 2024 ».

← If you are a non-French student and if you do not have one of the French High School Diploma or International Bachelor (IB), you can look for the "F" section of the drop-down menu and select "**Foreign high School diploma**".

After filling out the information, click on .

3. Apply for a training program

Click on **Applications** in the left menu.
Then click on "New application".



You will access the **Degree program** page where you can click on the training programme you are interested in applying for.

Click here →

Title
▼ Bachelor of Science in Engineering (Prerequisite: Open to students preparing a high school diploma or equivalent)
▼ Autre
Bachelor of Science in Engineering
▼ Master 1st Year (Prerequisite : Bachelor of Science level)
▼ Master
Master 1 - Civil Engineering - Materials and Structures in their Environment
Master 1 - Control and Robotics - Advanced Robotics
Master 1 - Control and Robotics - Data Science, Signal and Image Processing
Master 1 - Industrial Engineering
Master 1 - Marine Technology - Atlantic Master on Ship Operation and Naval Engineering
Master 1 - Marine Technology - Hydrodynamics for Ocean Engineering
Master 1 - Mechanical Engineering - Advanced Manufacturing
Master 1 - Mechanical Engineering - Atmospheric Dynamics for Environment and Energy
Master 1 - Mechanical Engineering - Energetics and Propulsion
▼ Master 2nd Year (Prerequisite : 1st year Master of Science level)
▶ Master

Then click on "Yes" to open an application for the desired programme.

4. Submit your application documents

On this page, you will find your application summary. To complete your application you need to:

- Upload your supporting documents
- Fill in an extra required form (Limesurvey)
- Download and check the pdf file that will be examined by the selection committee.
Send your application.

Summary of your application - TEST1 JANE TEST1 DOE (OFB6THRP)

Detailed information	Useful dates	Contact address
Training Master 1 - Control and Robotics - Advanced Robotics	Deadline to return form 28/04/2025	International Relations Office Ecole Centrale de Nantes 1 rue de la Noë 44321 NANTES CEDEX 3 Email: admission@ec-nantes.fr
Application status On hold	Date of confirmation 15/06/2025	
Decision Waiting		

⚠ Do not forget to consult the 'Additional Forms' tab

[Supporting documents](#) [Additional forms](#)

Online procedure, please submit your documents and your application before the 28/04/2025 via the controls in the table before the 28/04/2025.


Justifying documents	File	Status	Conditional document	Comment
<input type="checkbox"/> <input type="checkbox"/> 1_Extra required form PDF	<input data-bbox="726 853 751 868" type="button" value="+"/>	On hold		
2_Curriculum Vitae	<input data-bbox="726 896 751 911" type="button" value="+"/>	On hold		
3_Motivation letter	<input data-bbox="726 939 751 953" type="button" value="+"/>	On hold		
4_Valid ID document	<input data-bbox="726 982 751 996" type="button" value="+"/>	On hold		
<input type="checkbox"/> <input type="checkbox"/> 5_English certification from less than three years (TOEIC, TOEFL, IELTS)	<input data-bbox="726 1025 751 1039" type="button" value="+"/>	On hold		
<input type="checkbox"/> <input type="checkbox"/> 6_Latest degree or certificate	<input data-bbox="726 1068 751 1082" type="button" value="+"/>	On hold		
<input type="checkbox"/> <input type="checkbox"/> 7_Certified copies of academic transcripts	<input data-bbox="726 1110 751 1125" type="button" value="+"/>	On hold		
8_Letter of recommendation	<input data-bbox="726 1153 751 1168" type="button" value="+"/>	On hold		
9_Second letter of recommendation	<input data-bbox="726 1196 751 1210" type="button" value="+"/>	On hold	<input type="checkbox"/> Document does not apply to me	

4. Submit your application documents

a) Upload your supporting documents


Click on  to upload a document, then on  to select one on your computer.


 **Files in PDF or JPG format (max. 2Mo)**

- For some documents, a note is attached. Click on the  button to download it.

[These notes include important information about the requested documents .](#)

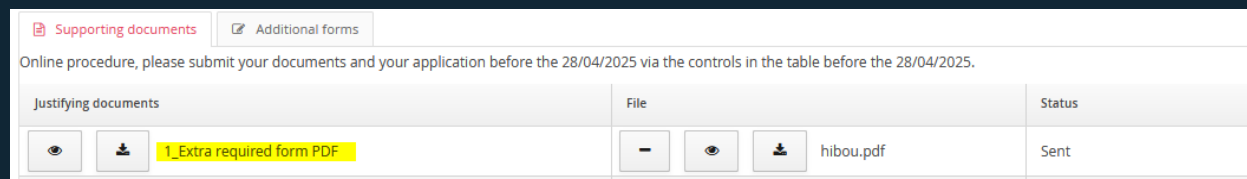
- Check the status of each document: "Sent" = Uploaded, "On hold" = Not uploaded






Should you wish to check a document that you have already uploaded, click on 

Should you wish to delete a document that you have already uploaded, click on 

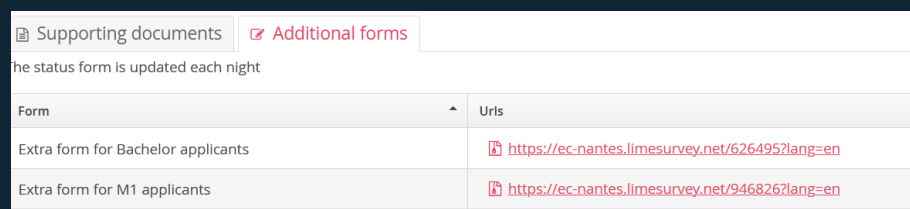
4. Submit your application documents

b) What's the extra required form and how to submit it?



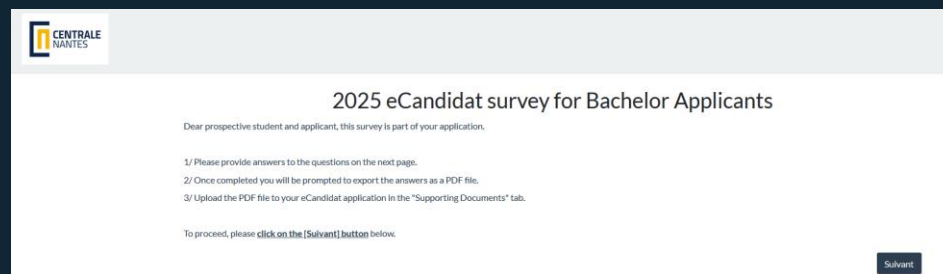
Justifying documents	File	Status
  1_Extra required form PDF	   hibou.pdf	Sent

This extra form is mandatory to apply for Centrale Nantes training programs, make sure you fill it out and submit it successfully. Click on the tab "Additional forms" to access it, then on the URL corresponding with the programme you wish to apply for.



Form	Urls
Extra form for Bachelor applicants	https://ec-nantes.limesurvey.net/626495?lang=en
Extra form for M1 applicants	https://ec-nantes.limesurvey.net/946826?lang=en

You will be re-directed to the Limesurvey website (see screenshot below), the title of the programme varies for Bachelor/Master applicants.



CENTRALE NANTES

2025 eCandidat survey for Bachelor Applicants

Dear prospective student and applicant, this survey is part of your application.

- 1/ Please provide answers to the questions on the next page.
- 2/ Once completed you will be prompted to export the answers as a PDF file.
- 3/ Upload the PDF file to your eCandidat application in the "Supporting Documents" tab.

To proceed, please click on the **[Submit]** button below.

Submit

After entering your answers and submitting them, follow the instructions below:

- 1/ Click on the **[Print your answers]** link below
- 2/ On the next screen, click on the **[Export PDF]** button
- 3/ Then save the PDF file on your computer
- 4/ Finally, upload the PDF file to your eCandidat application in the "Supporting Documents" tab (the corresponding file is 1_Extra_required_form PDF).


Thank you for your interest in our Master Programs.

[Print your answers.](#)

4. Submit your application documents

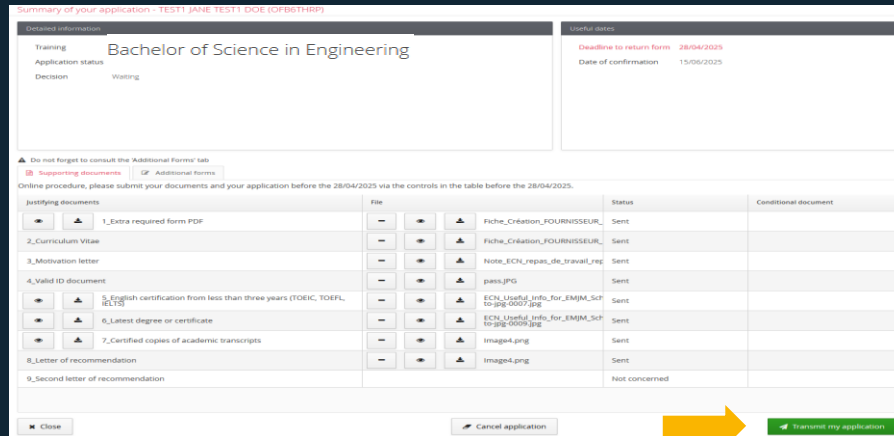
c) Submit your application

Once you have submitted all your documents, do not forget to check your overall application by clicking on



The Selection Committee will evaluate your application using the documents you submitted on eCandidat only.

Once you are ready to send all your documents over for reviewal by the Admission Office, transmit your application by clicking on the dedicated button at the bottom of the page.



Justifying documents	File	Status	Conditional document
1_Extra required form PDF	Fiche_Creation_FOURNISSEUR_	Sent	
2_Curriculum Vitae	Fiche_Creation_FOURNISSEUR_	Sent	
3_Motivation letter	Note_ECH_repas_de_travail_req	Sent	
4_Valid ID document	pass.jpg	Sent	
5_English certification from less than three years (TOEIC, TOEFL, IELTS)	ECH_Useful_info_for_EMJM_ScP to jpg_0007.jpg	Sent	
6_Latest degree or certificate	ECH_Useful_info_for_EMJM_ScP to jpg_0009.jpg	Sent	
7_Certified copies of academic transcripts	image4.png	Sent	
8_Letter of recommendation	image4.png	Sent	
9_Second letter of recommendation		Not concerned	

After clicking on this button, the status of your application is marked as "Received". This means the access to your application is released to our Admission Office who will check the documents you uploaded.

Several emails will be sent to you to inform you about your application status:

- Application received (=received by our Office, documents yet to be checked)
- Application complete / incomplete (documents accepted/to be adjusted)
- Selection committee decision (accepted or not in the programme)



If you do not receive any email from eCandidat, please check your spam folder.

5. Confirm your admission

In the event of successful admission, you will have to confirm your admission or withdraw your application on your eCandidat application page.

Click on “Confirmation of application” or “Withdraw of application”

The screenshot displays the eCandidat application interface. It is divided into three main sections: 'Detailed information', 'Useful dates', and 'Contact address'. Below these is a section for 'Supporting documents' with a table of forms. At the bottom, there are several action buttons, with two yellow arrows pointing to 'Confirmation of application' and 'Withdraw of application'.

Detailed information		Useful dates		Contact address	
Program	Master 2 - Mechanical Engineering - Materials, Processes & Technologies of Composites	Application deadline	15/05/2018	Ecole Centrale de Nantes Secrétariat Master M-ENG	
File status	Complete	Student confirmation deadline	30/06/2018	1 rue de la Noë	
Type of treatment	Accès contrôlé (Not valid)	Date of receipt	12/12/2017	44321 NANTES CEDEX 3	
Decision	Application accepted (valid)	Transmission date	12/12/2017	Phone number : 00 33 2 40 37 16 39	
				Email : sandra.maindron@ec-nantes.fr	

Supporting documents: [Extra required forms](#)

The status of forms is refreshed every night [Show answers](#)

Forms	Forms URL	Status	Answers
Extra required form	https://imesurvey.ec-nantes.fr/index.php/298111?lang=fr	On hold	

Buttons: Close, Action, Confirmation of application, Withdraw of application, Download my file

An email will be sent to you confirming that your decision has been registered.

Here to help!

If you are experiencing any difficulty or having any doubt, do not hesitate to contact us,
we will be glad to help you out.

admission@ec-nantes.fr